



### District Report Card: 2017


|                       |                          |
|-----------------------|--------------------------|
| <b>State:</b> Gujarat | <b>District:</b> Tapi    |
| <b>Class:</b> 5       | <b>Subject:</b> Language |
| <b>Schools:</b> 61    | <b>Students:</b> 1060    |


### Participation/Coverage


#### Students

| <b>GENDER</b><br> | Boys   |       | Girls  |       |
|--|--------|-------|--------|-------|
|  | Number | %     | Number | %     |
|  | 505    | 47.64 | 555    | 52.36 |

| <b>AREA</b><br> | Rural  |       | Urban  |      |
|---|--------|-------|--------|------|
|   | Number | %     | Number | %    |
|   | 960    | 90.57 | 100    | 9.43 |

| <b>CATEGORY</b><br> | SC     |      | ST     |       | OBC    |      | GEN    |      |
|--|--------|------|--------|-------|--------|------|--------|------|
|  | Number | %    | Number | %     | Number | %    | Number | %    |
|  | 21     | 1.98 | 920    | 86.79 | 70     | 6.60 | 49     | 4.62 |

| <b>CWSN</b><br> | LD | VI | HI | S&LD | ID | Oth |
|--|----|----|----|------|----|-----|
|  | 1  | 0  | 0  | 1    | 2  | 3   |

| <b>Management</b><br> | Government |       | Government-aided |      |
|--|------------|-------|------------------|------|
|  | Number     | %     | Number           | %    |
|  | 996        | 93.96 | 64               | 6.04 |

### Average Performance of Students in Language (%)

| Overall | Gender |        | Area  |       | Management |       | Social Group |       |       |       |
|---------|--------|--------|-------|-------|------------|-------|--------------|-------|-------|-------|
|         | Male   | Female | Rural | Urban | Govt.      | Aided | SC           | ST    | OBC   | GEN   |
| 65.51   | 66.34  | 64.76  | 66.91 | 52.07 | 65.90      | 59.38 | 72.06        | 65.93 | 60.29 | 62.18 |

### Performance on Learning Outcomes (LOs)

| Learning Outcomes | Description  | Average Performance(%) |
|-------------------|--|------------------------|
| L504              | Reads and comprehends independently storybooks, news items/ headlines, advertisements etc. | 62.08                  |
| L508              | Reads text with comprehension, locates details and sequence of events                      | 67.23                  |

| Range of Performance of Students who Answered Correctly |      |           |       |           |       |           |       |
|---|------|-----------|-------|-----------|-------|-----------|-------|
| Below 30%   |      | 30% - 50% |       | 50% - 75% |       | Above 75% |       |
| Number  | %    | Number    | %     | Number    | %     | Number    | %     |
| 68  | 6.42 | 190       | 17.92 | 422       | 39.81 | 380       | 35.85 |

### Lowest Performing Learning Outcomes (LOs)

- 1 - Reads and comprehends independently storybooks, news items/ headlines, advertisements etc. (62.08)
- 2 - Reads text with comprehension, locates details and sequence of events (67.23)